





**VINTAGE**  
Ceramic Wall Tile


Crystal and Flat Blue 2.56" x 7.87" x 5/16"



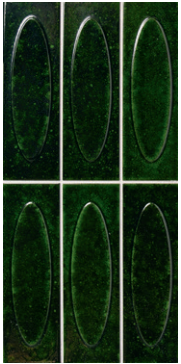
**Oval Auburn**  
2.56" x 7.87" x 5/16"  
IFSOVALAUB




**Flat Auburn**  
2.56" x 7.87" x 5/16"  
IFSFLATAUB




**Crystal Auburn**  
2.56" x 7.87" x 5/16"  
IFSCRYAUB




**Oval Green**  
2.56" x 7.87" x 5/16"  
IFSOVALGRN




**Flat Green**  
2.56" x 7.87" x 5/16"  
IFSFLATGRN




**Crystal Green**  
2.56" x 7.87" x 5/16"  
IFSCRYGRN




**Oval Blue**  
2.56" x 7.87" x 5/16"  
IFSOVALBLU



**Flat Blue**  
2.56" x 7.87" x 5/16"  
IFSFLATBLU



**Crystal Blue**  
2.56" x 7.87" x 5/16"  
IFSCRYBLU



Crystal Green 2.56" x 7.87" x 5/16"

**TECHNICAL SPECIFICATIONS**

PRODUCT PERFORMANCE	RESULT
Water Absorption	>10%
Bending Strength	=>12 N/mm <sup>2</sup>
Thermal Shock Resistance	Complies
Color Shade Variation	V3
Recommended Grout Joint	1/8"