

Locale, *Glazed Porcelain*.
Celebrating urban sophistication and the raw
authenticity of cement.



Colors at a glance




Glacier



Stone




Forge



Carbon

Formats at a glance

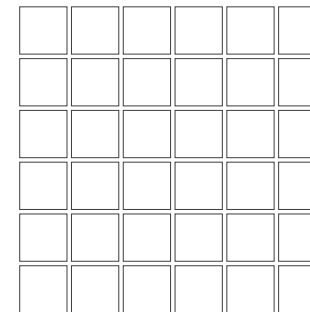


13 x 13 in / 33 x 33 cm
Pressed
Matte



12 x 24 in / 30 x 60 cm
Pressed
Matte

Mosaic



2 x 2 in / 5 x 5 cm
Mosaic
Matte



12 x 24 in / 30 x 60 cm Locale Forge Matte Pressed Glazed Porcelain Tile



Locale, *Glacier*



13 x 13 in / 33 x 33 cm
Pressed
Matte 4500-1020-0



12 x 24 in / 30 x 60 cm
Pressed
Matte 4500-1016-0

Mosaic



2 x 2 in / 5 x 5 cm
Mosaic
Matte 4501-0563-0

IMAGE VARIATIONS

This collection has a wide variety of tile facings by size to maximize the realism it can convey within a design space.

13 x 13 in / 33 x 33 cm
Actual: 330 x 330 x 7.6 mm
30 images

12 x 24 in / 30 x 60 cm
Actual: 300 x 600 x 8.4 mm
30 images



12 x 24 in / 30 x 60 cm image variations

Locale, *Stone*



13 x 13 in / 33 x 33 cm
Pressed
Matte 4500-1021-0



12 x 24 in / 30 x 60 cm
Pressed
Matte 4500-1017-0

Mosaic



2 x 2 in / 5 x 5 cm
Mosaic
Matte 4501-0564-0

IMAGE VARIATIONS

This collection has a wide variety of tile facings by size to maximize the realism it can convey within a design space.

13 x 13 in / 33 x 33 cm
Actual: 330 x 330 x 7.6 mm
30 images

12 x 24 in / 30 x 60 cm
Actual: 300 x 600 x 8.4 mm
30 images



12 x 24 in / 30 x 60 cm image variations

Locale, *Forge*



13 x 13 in / 33 x 33 cm
Pressed
Matte 4500-1022-0



12 x 24 in / 30 x 60 cm
Pressed
Matte 4500-1018-0

Mosaic



2 x 2 in / 5 x 5 cm
Mosaic
Matte 4501-0565-0

IMAGE VARIATIONS

This collection has a wide variety of tile facings by size to maximize the realism it can convey within a design space.


13 x 13 in / 33 x 33 cm
Actual: 330 x 330 x 7.6 mm
30 images

12 x 24 in / 30 x 60 cm
Actual: 300 x 600 x 8.4 mm
30 images



12 x 24 in / 30 x 60 cm image variations

Locale, *Carbon*



13 x 13 in / 33 x 33 cm
Pressed
Matte 4500-1023-0



12 x 24 in / 30 x 60 cm
Pressed
Matte 4500-1019-0

Mosaic




2 x 2 in / 5 x 5 cm
Mosaic
Matte 4501-0574-0

IMAGE VARIATIONS

This collection has a wide variety of tile facings by size to maximize the realism it can convey within a design space.

13 x 13 in / 33 x 33 cm
Actual: 330 x 330 x 7.6 mm
30 images

12 x 24 in / 30 x 60 cm
Actual: 300 x 600 x 8.4 mm
30 images



12 x 24 in / 30 x 60 cm image variations










Packaging information

Key logistical details including item codes and product specifications.

<i>Locale Product & Packaging Information</i>														
	ACTUAL DIMENSIONS	THICKNESS	GLACIER ITEM CODE	STONE ITEM CODE	FORGE ITEM CODE	CARBON ITEM CODE	LBS BOX	KGS BOX	PCS BOX	SOFT BOX	M ² BOX	BXS SKID	SOFT SKID	M ² SKID
13 x 13 in / 33 x 33 cm LOCALE MATTE PRESSED GLAZED PORCELAIN TILE	330 x 330 mm	7.6 mm	4500-1020-0	4500-1021-0	4500-1022-0	4500-1023-0	44.97	20.40	11	12.92	1.2	54	697.68	64.8
12 x 24 in / 30 x 60 cm LOCALE MATTE PRESSED GLAZED PORCELAIN TILE	300 x 600 mm	8.4 mm	4500-1016-0	4500-1017-0	4500-1018-0	4500-1019-0	59.45	26.97	8	15.5	1.44	32	496	46.08
MOSAIC														
2 x 2 in / 5 x 5 cm LOCALE MATTE GLAZED PORCELAIN MOSAIC	299 x 299 mm	8.4 mm	4501-0563-0	4501-0564-0	4501-0565-0	4501-0574-0	38.44	17.44	10	9.58	0.89	48	459.84	42.72

Technical information

Tile collection performance based on industry standards.

<i>Technical Information</i>			
	WATER ABSORPTION	ANSI / ISO - (%)	<0.5%
	ABRASION RESISTANCE	ANSI / ISO	CLASS 4
	SCRATCH HARDNESS	ANSI / ISO - (Mohs)	8
	BREAKING STRENGTH	ANSI - (lbf) ISO - (N)	> 350 > 1600
	SHADE VARIATION		V3
	SLIP RESISTANCE	ANSI - DCOF (WET) ISO - R VALUE	MATTE ≥0.70 (ID, IW, IW+, EW*, O/G*) MATTE R11
	CHEMICAL RESISTANCE	ANSI / ISO	CLASS A
	STAIN RESISTANCE	ANSI ISO	CLASS A CLASS 5
	FROST RESISTANCE	ANSI / ISO	PASS

Test values are based on ANSI / ISO standards according to: ANSI A137.1 - Porcelain tile P1 Class, ISO 13006 - G - Bia Group, En 14411 - G - Bia Group. Variances in test values can occur in different production lots.

Usage recommendations

recommendations for suitable applications.

<i>Usage Recommendations**</i>		MATTE GLAZED PORCELAIN	
APPLICATION		WALL	FLOOR
INTERIOR	RESIDENTIAL	•	ID, IW, IW+, EW*, O/G*
	COMMERCIAL	•	ID, IW, IW+, EW*, O/G*
	HEAVY COMMERCIAL	•	
EXTERIOR	RESIDENTIAL / COMMERCIAL	•	ID, IW, IW+, EW*, O/G*

** These recommendations are not defined by ANSI/ISO standards.

DCOF Classifications per ANSI A326.3: (ID): Interior, Dry (IW): Interior, Wet (IW+): Interior, Wet Plus (EW): Exterior, Wet (O/G): Oils/Greases

* Factors other than the noted DCOF result must also be taken into consideration. Such factors include, but are not limited to, expected contaminants, drainage, surface texture, effect of structure on the DCOF measurement, number of grout joints, traction-enhancing features, and intended use in addition to the other criteria noted in standard ANSI A326.3